

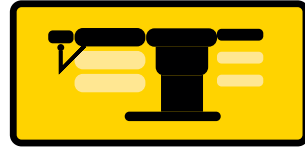
230

Universal Power  
Procedures Table



Ritter®  
by MIDMARK

# 230 Universal Procedures Table



## The Right Thing to Do – For Your Practice, Your Staff and Your Patients

As the practice of medicine changes, more procedures are being performed in the office than ever before, making efficiency essential.

Positioning patients can be a difficult task when dealing with less mobile, elderly and special needs patients. The Ritter 230, with its low height and multi-positioning capabilities is designed to improve office efficiency by allowing you and your staff to easily position patients with the touch of a button; reducing the likelihood of fatigue, back and neck strain, and workplace injury.

The Ritter 230 is designed to make patients feel more comfortable and secure when they can easily get onto a table and experience smooth and steady movement during positioning. This allows patients' anxiety to be reduced, and helps them to feel satisfied with the level of care you provide.

Consider the Ritter 230 Power Procedures Table a long-term investment for your practice, your staff and your patients.



*The Ritter 230 with power height, back, foot and tilt allows you to effortlessly and precisely position patients for a multitude of procedures.*

\*Product shown with electrical outlet option & Dusty Blue upholstery



*Ergonomic and intuitive standard hand control in easy-to-find location.*

\*Shown with Moss upholstery

*The Ritter 230 – designed to satisfy your positioning needs.*



**Knee-Chest**  
*Tool-less reconfigure of the foot support provides the perfect position for lower body exams and procedures.*



**Lithotomy**  
*Extending the stirrups and treatment pan, lowering the foot support and tilting the seat provide the perfect position for lower body exams and procedures.*



**Flat**  
*The table supports exams and procedures requiring supine, prone, left lateral or right lateral positioning.*



**Low Entry**  
*With the increasing number of elderly and disabled patients, the low entry position is designed to make it easy and safe for the patient to get on and off the table.*



**Trendelenburg**  
*Whether better positioning for the patient, treating for shock or faintness, or increasing anesthesia onset, the Trendelenburg position offers a full 30° of tilt.*

The Ritter 230 is a power procedures table with basic features, making it very affordable. Better yet, the Ritter brand has provided quality to healthcare professionals for over 50 years and is recognized as an industry leader.



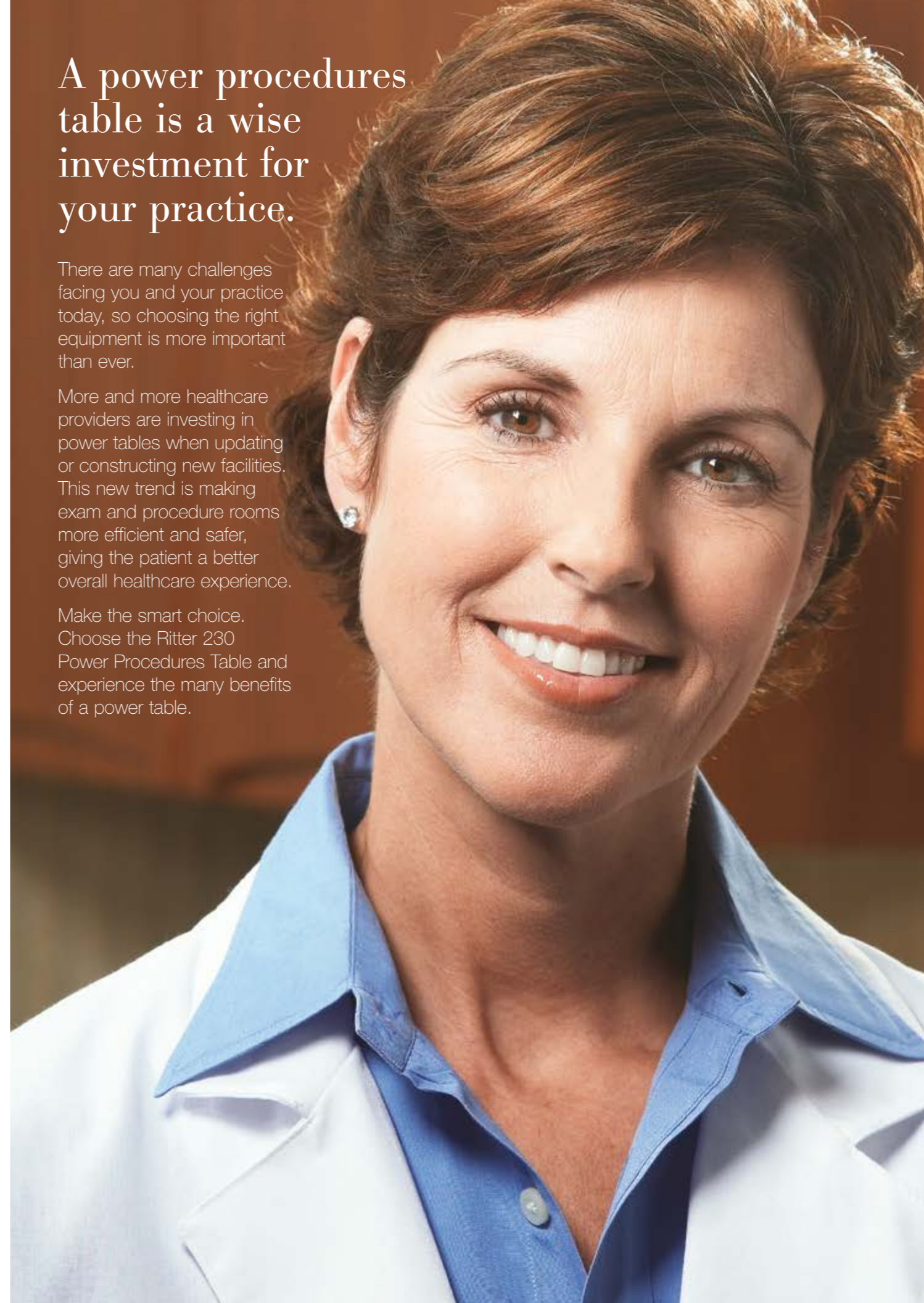
*\*Shown with Clay upholstery*

A power procedures table is a wise investment for your practice.

There are many challenges facing you and your practice today, so choosing the right equipment is more important than ever.

More and more healthcare providers are investing in power tables when updating or constructing new facilities. This new trend is making exam and procedure rooms more efficient and safer, giving the patient a better overall healthcare experience.

Make the smart choice. Choose the Ritter 230 Power Procedures Table and experience the many benefits of a power table.



## Options designed to improve efficiency



### Rotation

Exam and procedure rooms are being equipped with more and larger devices. Inefficiency results when moving these devices to the patient. Outfitting your procedures table with the rotation option simplifies this task by allowing you to move the patient instead of the device.

The simple touch of a pedal (highlighted in photo) on either side of table permits 350 degrees of rotation; touch the pedal again to lock table in place. It's that easy!



\*Shown with Navy upholstery



### Electrical Outlets

Optional hospital grade outlets (on each side) allow easy access to electrical power, providing a clean look to the room and floor space free of power cords.

### Flat Upholstery

A 24-inch wide and flat upholstery option offers greater access to the patient. The seamless design ensures a nice look and easy-to-clean surface.

## Accessories that add versatility



### Adjustable Arm System

Designed to offer patients a stable platform in accessing the table and sense of security during positioning. Arms rotate and lock into one of three possible positions and are removable, all without the use of tools.



### Articulating Armboard

Designed to comfortably support the patient's arm. Ball joint design permits multi-directional movement.



### Armboard

Supports patient's arm. The telescoping pole rests on the floor to provide extra stability for delicate procedures.



### 24" Wide Foot Rest

Designed to provide extra width for added support under the patient's feet.



### Articulating Knee Crutch

Designed to be a more ergonomic and comfortable option compared to the standard stirrups, especially for lengthier procedures.



### Vision Block Screen

Blocks the patient's view of sensitive procedures performed on the lower extremities, designed to make the patient feel more at ease.



### Linear-Style Foot Control

Optional foot control accessory maintains sterile field and can be used in combination with hand control. Select your style: traditional linear style or more efficient disc style (linear shown).



### Double Arm Instrument Tray

Provides a convenient surface to place your instruments or supplies during procedures and gives a wide range of motion for easy reach, no matter where you are standing.



### Security Straps

Designed to improve safety by securing the patient to the chair before, during and after a procedure. Security strap width and location are adjustable to accommodate different patient demographics.



### Security Side Panels

Provides extra side-to-side security for the patient when side panels are in the vertical position. When in the flat position, the side panels can serve as an extra work surface.



### Locking Casters

Provides mobility without sacrificing valuable floor space.



### Ritter 253 LED Exam Light

Designed to be the perfect complement to any procedure room, the 253 is designed with features like easy access controls, high intensity light and an adjustable focal spot. Available in table mount and mobile options.

## Ritter 230

# S P E C I F I C A T I O N S



**Ritter 230 Universal Power Procedures Table**  
(shown with optional adjustable arm system)

### Specifications

Patient Weight Capacity:  
450 lb (204 kg)

Height:  
Minimum 22.5" (57.2 cm)  
Maximum 40" (101.6 cm)

Seat Tilt Angle Range:  
0° to 30°

Back Support Angle Range:  
0° to 85°

Foot Support Angle Range:  
0° to 90°

Upholstery Width Dimensions:  
Headrest: 18" (45.7 cm)  
Back support: 28" (71.1 cm)  
Seat: 28" (71.1 cm)  
Foot support: 18" (45.7 cm)

Patient Support Surface Length:  
Flat position: 72" (185.4 cm)  
Flat position with headrest  
extended: 83" (213.4 cm)

Paper Roll Holder Capacity:  
Holds 18" x 3.5" paper roll  
(45.7 x 8.9 cm)

Stainless Steel Treatment Pan  
Dimensions:  
11.5" L x 9" W x 2.5" D  
(29.2 x 22.9 x 6.4 cm)

Stirrups are standard

Optional Electrical Outlet Rating:  
115 VAC, 3 Amps

### Accessories

Ritter 253 LED Exam Light

Foot control - linear style

24" wide foot support

12" wide headrest

Adjustable arm system (right  
and left side arms included)

Adjustable arm receptacle

Articulating armboard

Hand surgery armboard

Fixed armboard

Knee crutches - articulating  
and fixed

Casters<sup>1</sup>

Caster base<sup>1,2</sup>

Security straps

Security side panels

Base rails

Instrument tray

IV pole

Urology drain system<sup>1</sup>

Special procedures headrest

Facial pad

Vision block screen

3' power cord

### Options

Electrical Outlets:  
Duplex, hospital grade<sup>1</sup>

Rotation:  
Models equipped with rotation  
option add 3 1/2 inches to  
minimum and maximum height  
specifications

Flat upholstery set, 24" wide

### Electrical Ratings

115 VAC, 10 Amps, 50/60 Hz  
(for electrical outlet models)


115/230 VAC, 7/3.5 Amps, 50/60  
Hz (for non-electrical outlet  
models)

115/230 VAC, 7.5/3.8 Amps,  
50/60 Hz (for rotation models)

### Safety Standards

UL 60601-1 and CAN/CSA  
C22.2 No. 601.1 - M90

### Ritter Upholstery Colors:



<sup>1</sup>Not available on rotation models  
<sup>2</sup>Not compatible with 24" wide foot  
support

**CARB 93120.2 Phase 2  
Compliant**

**Midmark is an ISO 13485 and  
ISO 9001 Certified Company.**

For more information  
or a demonstration, contact  
your Ritter or Midmark  
Dealer, or contact Midmark  
Corporation, Versailles, Ohio.  
Call: 1-800-MIDMARK  
Fax: 1-800-365-8631  
midmark.com

**Ritter**<sup>®</sup>  
by MIDMARK

© Midmark Corporation 2004  
Products subject to improvement changes without notice.  
Litho in U.S.A. 007-0544-00 Rev. H1 (9/14)